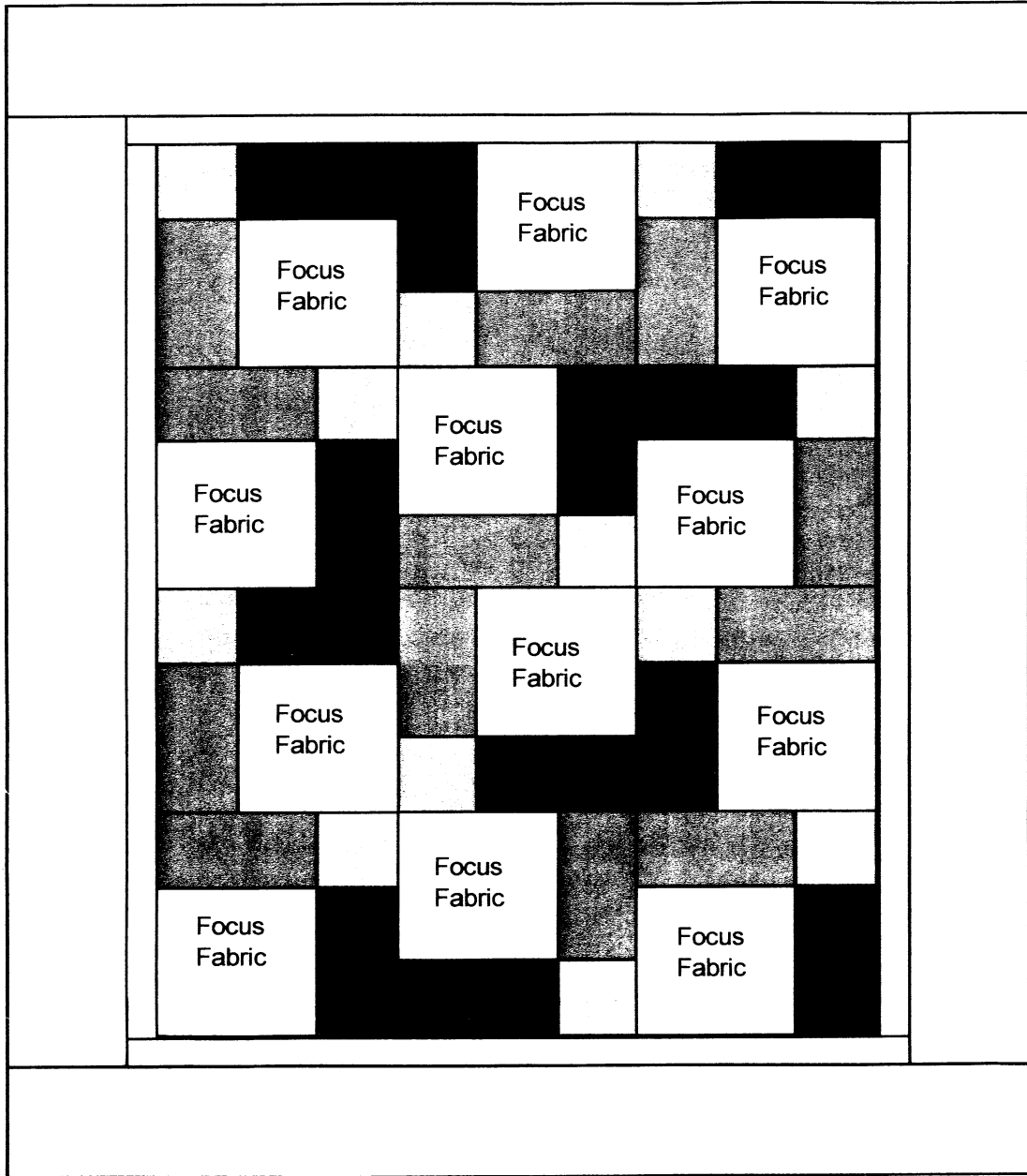






Rusty's Blocks


Quilt Size approximately 46" x 58"

IF YOU HAVE A DESIGN WALL
AND A DIRECTIONAL FOCUS FABRIC
IT WILL HELP TO LABEL BLOCKS AS YOU GO.



Fabric Needed:

	Light : 4 1/2" x 4 1/2" squares - total of 12 blocks	1/3 yd
	Medium: 4 1/2" x 8 1/2" rectangle - total of 12 rectangles	1/2 yd
	Dark: 4 1/2" x 8 1/2" rectangle - total of 12 rectangles	1/2 yd
	Focus Fabric: 8 1/2" x 8 1/2" square - total of 12 squares	3/4 yd
	Focus Fabric: including 4 1/2" outer border strips	1 3/4 yd



Borders as desired - example quilt has 1" strip (finished) of complementary fabric, 4" strip (finished) of focus fabric.

(I THINK 3)
SOME OF THE BLOCKS HAVE THIS ↑
SEWN ON THE LEFT SIDE
INSTEAD OF THE RIGHT SIDE.